Marmitas indirectas con basculación y mezclador

Las marmitas profesionales de alta calidad Scovali de coccion indirecta son indispensables para la industria alimentaria y las cocinas centralizadas más avanzadas.

Disponen de intercambiador térmico indirecto, que garantiza una cocción uniforme y evita que se peguen los alimentos, basculación eléctrica y mezclador con velocidad regulable.

La gran polivalencia de utilización permite optimizar los procesos de producción con seguridad, fiabilidad y una mejor calidad del producto acabado.

El panel de control electrónico (mecánico como opción) permite trabajar de forma automática sin el control constante del operador, ahorrando costos de personal y estandarizando los procesos para que la calidad del producto final sea siempre igual.

La elaboración de ragús, risottos, consomés, estofados, salsas, pasta, mermeladas y cremas son solamente algunos ejemplos de las potencialidades de nuestros cocedores automáticos.

MARMITAS ELETRICAS CON CALOR INDIRECTO, ELEVACIÓN ELECTRICA Y AGITADOR

IP 54



Con una experiencia de más de 45 años en el diseño y producción de marmitas, sartenes y cocedores industriales, los equipos Scovali se posicionan en el segmento de más alta calidad del mercado, garantizando un perfecto funcionamiento con elevados rendimientos y muy bajo mantenimiento durante muchos años.

Las principales características son:

-Muy fiables y seguras, de construcción extremadamente robusta, diseñadas para uso industrial intensivo.

-Únicas con grado de protección al agua IP54

-Temperatura máxima de 103ºC con calentamiento indirecto con intercambiador.

-La cocción con mezclador permite una cocción delicada y evita que los alimentos se peguen al fondo.

-Mezclado con velocidad regulable desde 0 a 20 Rpm/minuto y posibilidad de inversión de giro.

-La cocción indirecta permite la elaboración de todo tipo de productos con una cocción delicada.

-Basculación eléctrica con moto reductor incorporado para una mayor durabilidad

-Construcción en acero unos AISI 304

-Excelente aislamiento con elevada eficiencia térmica

-Cuba fabricada enteramente en acero unos AISI 316 con fondo redondeado

-Panel de mandos con control electrónico con microprocesador, sonda en cuba y al corazón (control electromecánico opcional)

-Extremada facilidad de uso y mantenimiento

-Válvula de seguridad del intercambiador con manómetro

-Las características constructivas y los materiales de alta calidad garantizan una elevada durabilidad con muy bajo mantenimiento.

-Diversas capacidades de 80-100-150-200-330-440 y 540 litros o modelos de doble cuba para elaborar dos productos diferentes simultáneamente.

Disponibles en diferentes voltajes dependiendo del país o para barcos
Voltajes 230/3/50-60, 400/3/50, 415/3/50-60, 440/3/60, 460/3/50-60 y 480/3/60

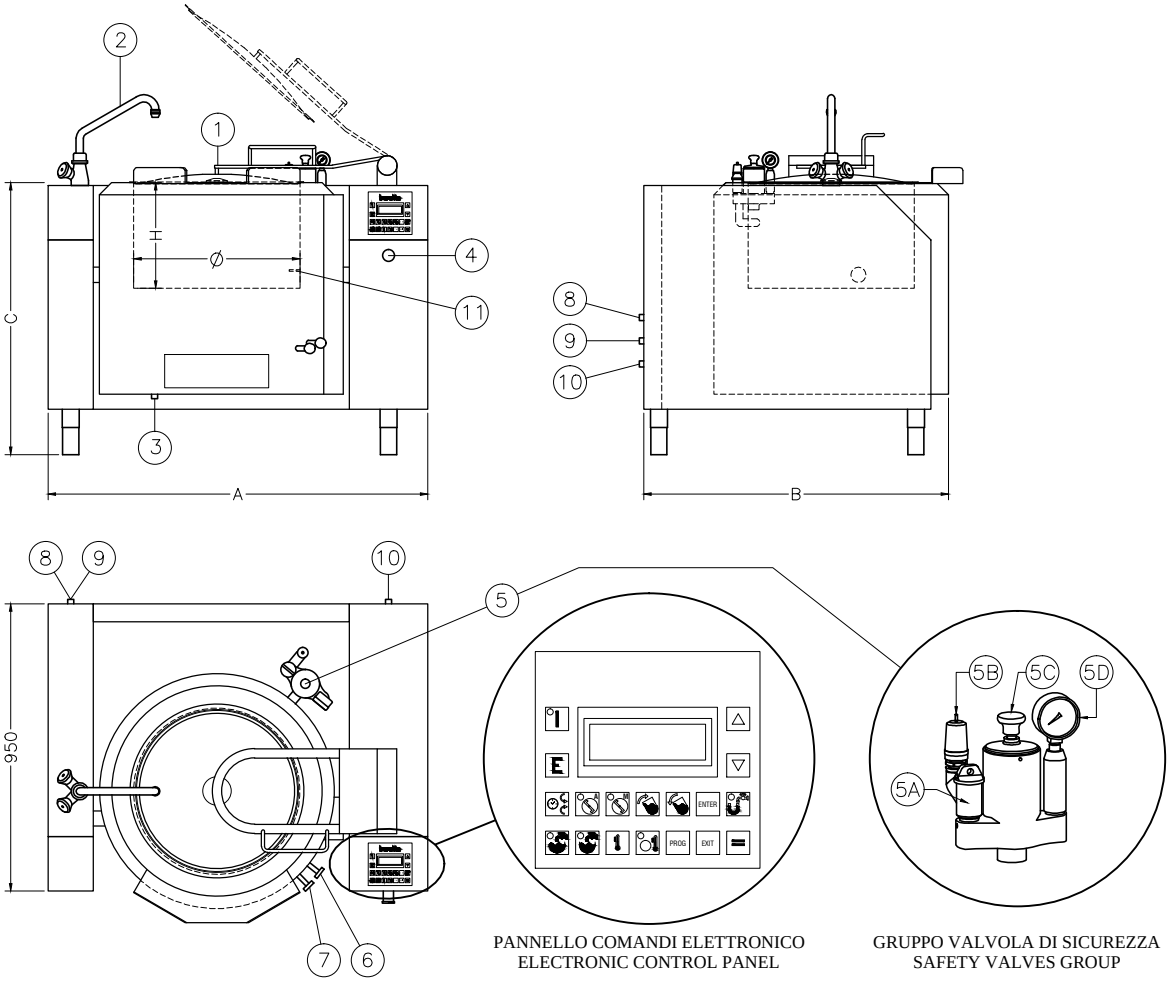

1 COPERCHIO
COVER

2 RUBINETTO MISCELATORE
WATER MIX TAP

3 SCARICO INTERCAPEDINE 1/2" M
JACKET WATER DRAIN

4 STOP DI EMERGENZA
EMERGENCY STOP

5 GRUPPO VALVOLA DI SICUREZZA
SAFETY VALVE GROUP

5A CARICO ACQUA INTERCAPEDINE
JACKET DISTILLED WATER INLET

5B VALVOLA DI DEPRESSIONE
DEPRESSION VALVE

5C CORPO POLMONE SICUREZZA
JACKET BODY SECURITY

5D MANOMETRO
MANOMETER

6 RUBINETTO LIVELLO MAX INTERCAPEDINE
JACKET MAXIMUM LEVEL TAP

7 RUBINETTO LIVELLO MIN. INTERCAPEDINE
JACKET MINIMUM LEVEL TAP

8 COLLEGAM. ACQUA FREDDA 1/2" M
COLD WATER INLET

9 COLLEGAM. ACQUA CALDA 1/2" M
HOT WATER INLET

10 PASSAGGIO STAGNO PER CAVI ELETTRICI
CORD CONNECTOR

11 SONDA IN VASCA
HEART PROBE

– GRADO DI PROTEZIONE IP54
PROTECTION DEGREE IP54

* ALTRI VOLTAGGI A RICHIESTA
OTHER VOLTAGES ON REQUEST

MODELLO MODEL	CODICE CODE	DIMENSIONI DIMENSIONS	DIMENSIONI VASCA TANK DIMENSIONS	TIPO VASCA TANK TYPE	CAPACITA' VASCA TANK CAPACITY	ALIMENTAZIONE* RATED VOLTAGE*	POT. TOTALE TOTAL POWER
		AxBXC mm	int. ØxH mm		Lt	Volt	kW
PERM–80	453114500	1270x1008x900	550x350	INOX AISI 316 AISI 316 S.STEEL	80	230/3/50–60 400/3/50 415/3/50–60 440/3/60 460/3/50–60 480/3/60	14,8

La casa del Chef

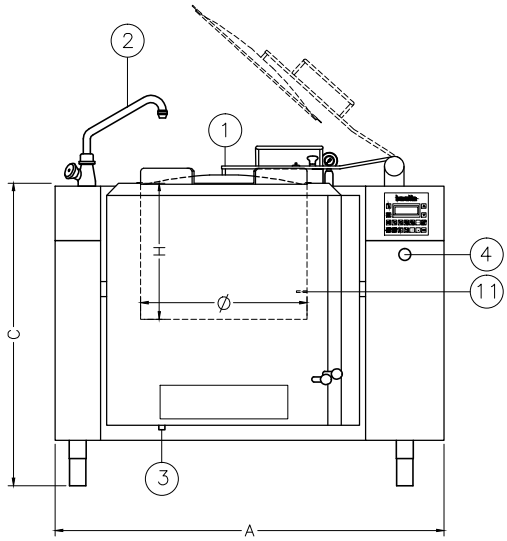

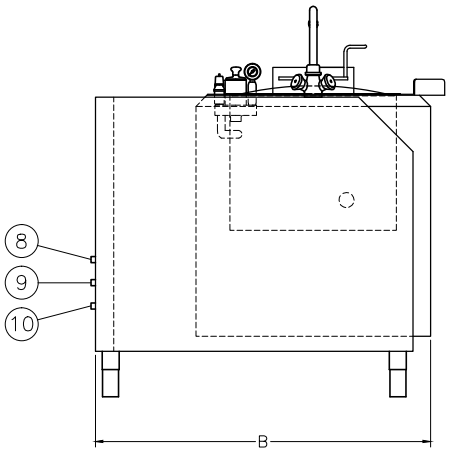

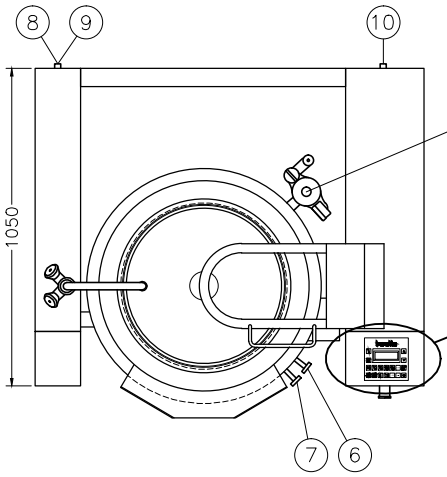

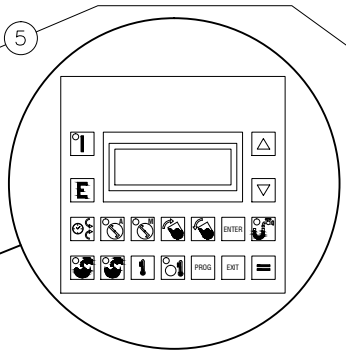

PANNELLO COMANDI ELETTRONICO
ELECTRONIC CONTROL PANEL

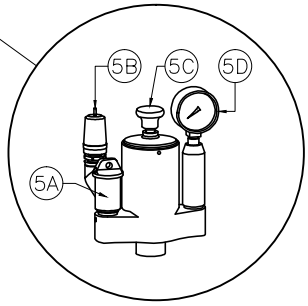

GRUPPO VALVOLA DI SICUREZZA
SAFETY VALVES GROUP

1 COPERCHIO
COVER

2 RUBINETTO MISCELATORE
WATER MIX TAP

3 SCARICO INTERCAPEDINE 1/2" M
JACKET WATER DRAIN

4 STOP DI EMERGENZA
EMERGENCY STOP

5 GRUPPO VALVOLA DI SICUREZZA
SAFETY VALVE GROUP

5A CARICO ACQUA INTERCAPEDINE
JACKET DISTILLED WATER INLET

5B VALVOLA DI DEPRESSIONE
DEPRESSION VALVE

5C CORPO POLMONE SICUREZZA
JACKET BODY SECURITY

5D MANOMETRO
MANOMETER

6 RUBINETTO LIVELLO MAX INTERCAPEDINE
JACKET MAXIMUM LEVEL TAP

7 RUBINETTO LIVELLO MIN. INTERCAPEDINE
JACKET MINIMUM LEVEL TAP

8 COLLEGAM. ACQUA FREDDA 1/2" M
COLD WATER INLET

9 COLLEGAM. ACQUA CALDA 1/2" M
HOT WATER INLET

10 PASSAGGIO STAGNO PER CAVI ELETTRICI
CORD CONNECTOR

11 SONDA IN VASCA
HEART PROBE

– GRADO DI PROTEZIONE IP54
PROTECTION DEGREE IP54

* ALTRI VOLTAGGI A RICHIESTA
OTHER VOLTAGES ON REQUEST

MODELLO MODEL	CODICE CODE	DIMENSIONI DIMENSIONS	DIMENSIONI VASCA TANK DIMENSIONS	TIPO VASCA TANK TYPE	CAPACITA' VASCA TANK CAPACITY	ALIMENTAZIONE* RATED VOLTAGE*	POT. TOTALE TOTAL POWER
		AxBXC mm	int. ØxH mm		Lt	Volt	kW
PERM–100	453114520	1280x1108x1000	550x450	INOX AISI 316 AISI 316 S.STEEL	100	230/3/50–60 400/3/50 415/3/50–60 440/3/60 460/3/50–60 480/3/60	18,8

La casa del Chef

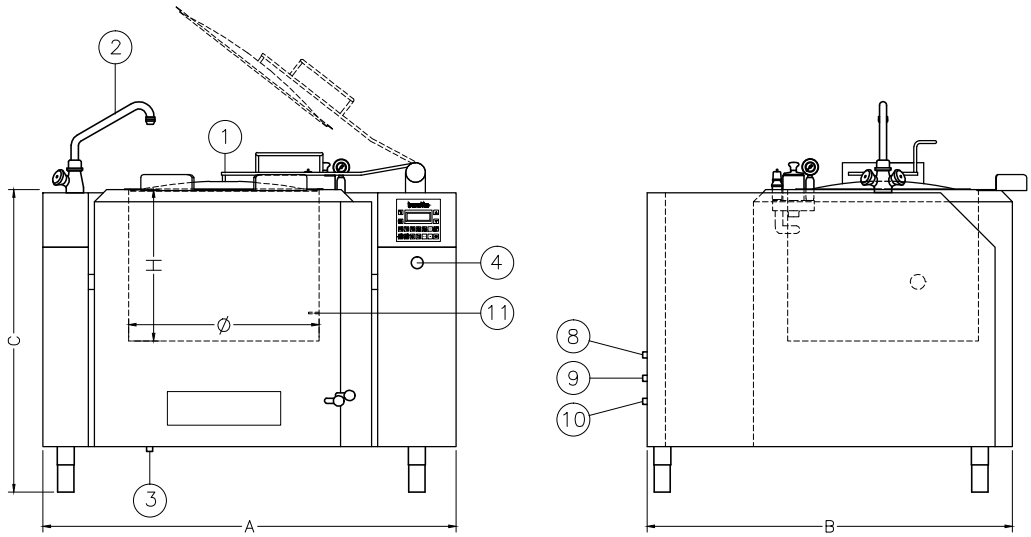

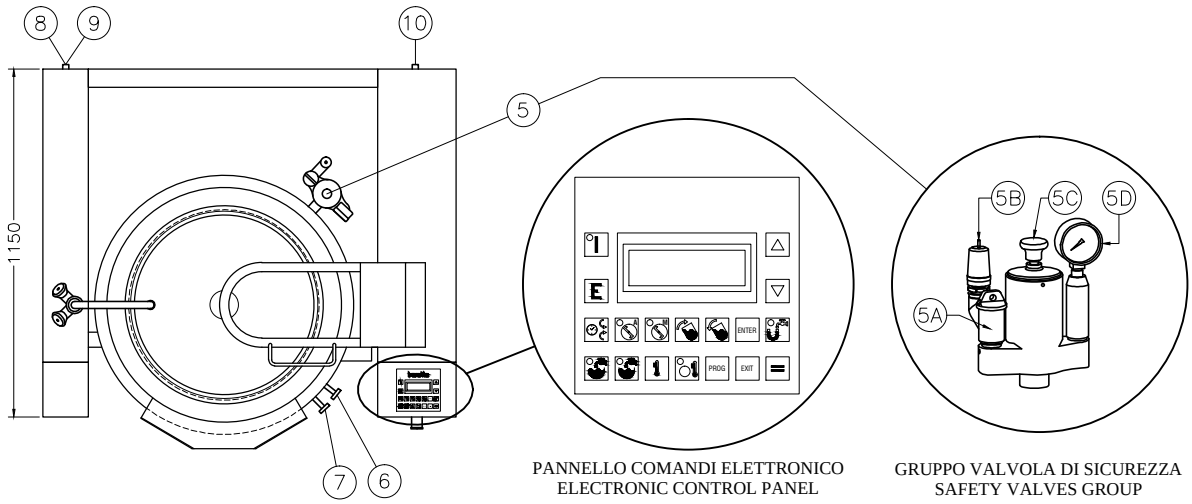

PANNELLO COMANDI ELETTRONICO
ELECTRONIC CONTROL PANEL

GRUPPO VALVOLA DI SICUREZZA
SAFETY VALVES GROUP

1 COPERCHIO
COVER

2 RUBINETTO MISCELATORE
WATER MIX TAP

3 SCARICO INTERCAPEDINE 1/2" M
JACKET WATER DRAIN

4 STOP DI EMERGENZA
EMERGENCY STOP

5 GRUPPO VALVOLA DI SICUREZZA
SAFETY VALVE GROUP

5A CARICO ACQUA INTERCAPEDINE
JACKET DISTILLED WATER INLET

5B VALVOLA DI DEPRESSIONE
DEPRESSION VALVE

5C CORPO POLMONE SICUREZZA
JACKET BODY SECURITY

5D MANOMETRO
MANOMETER

6 RUBINETTO LIVELLO MAX INTERCAPEDINE
JACKET MAXIMUM LEVEL TAP

7 RUBINETTO LIVELLO MIN. INTERCAPEDINE
JACKET MINIMUM LEVEL TAP

8 COLLEGAM. ACQUA FREDDA 1/2" M
COLD WATER INLET

9 COLLEGAM. ACQUA CALDA 1/2" M
HOT WATER INLET

10 PASSAGGIO STAGNO PER CAVI ELETTRICI
CORD CONNECTOR

11 SONDA IN VASCA
HEART PROBE

– GRADO DI PROTEZIONE IP54
PROTECTION DEGREE IP54

* ALTRI VOLTAGGI A RICHIESTA
OTHER VOLTAGES ON REQUEST

MODELLO MODEL	CODICE CODE	DIMENSIONI DIMENSIONS	DIMENSIONI VASCA TANK DIMENSIONS	TIPO VASCA TANK TYPE	CAPACITA' VASCA TANK CAPACITY	ALIMENTAZIONE* RATED VOLTAGE*	POT. TOTALE TOTAL POWER
		AxBXC mm	int. ØxH mm		Lt	Volt	kW
PERM–150	453114540	1370x1208x1000	630x500	INOX AISI 316 AISI 316 S.STEEL	150	230/3/50–60 400/3/50 415/3/50–60 440/3/60 460/3/50–60 480/3/60	24,8

La casa del Chef

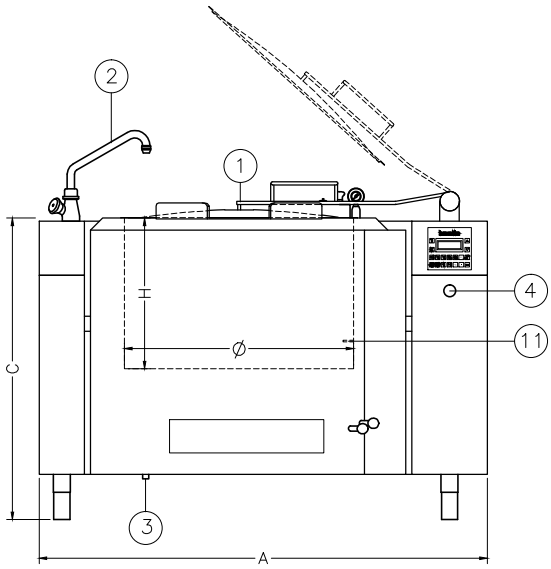

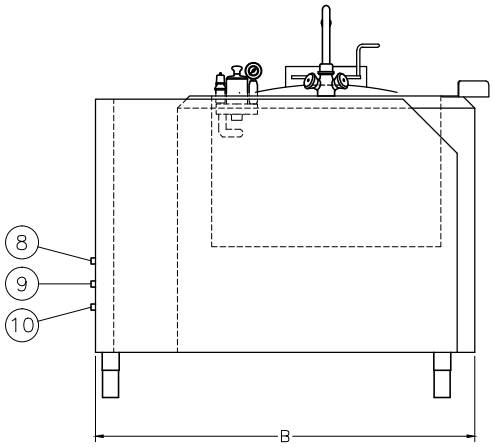

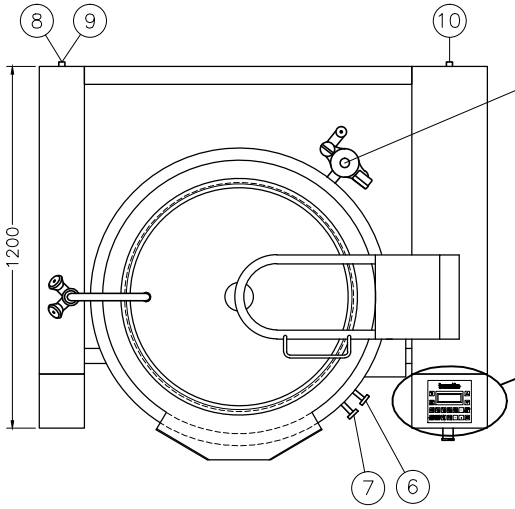

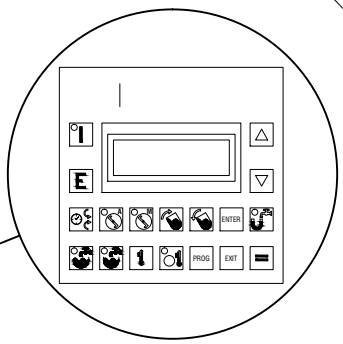

PANNELLO COMANDI ELETTRONICO
ELECTRONIC CONTROL PANEL

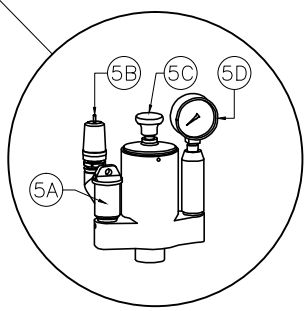

GRUPPO VALVOLA DI SICUREZZA
SAFETY VALVES GROUP

1 COPERCHIO
COVER

2 RUBINETTO MISCELATORE
WATER MIX TAP

3 SCARICO INTERCAPEDINE 1/2" M
JACKET WATER DRAIN

4 STOP DI EMERGENZA
EMERGENCY STOP

5 GRUPPO VALVOLA DI SICUREZZA
SAFETY VALVE GROUP

5A CARICO ACQUA INTERCAPEDINE
JACKET DISTILLED WATER INLET

5B VALVOLA DI DEPRESSIONE
DEPRESSION VALVE

5C CORPO POLMONE SICUREZZA
JACKET BODY SECURITY

5D MANOMETRO
MANOMETER

6 RUBINETTO LIVELLO MAX INTERCAPEDINE
JACKET MAXIMUM LEVEL TAP

7 RUBINETTO LIVELLO MIN. INTERCAPEDINE
JACKET MINIMUM LEVEL TAP

8 COLLEGAM. ACQUA FREDDA 1/2" M
COLD WATER INLET

9 COLLEGAM. ACQUA CALDA 1/2" M
HOT WATER INLET

10 PASSAGGIO STAGNO PER CAVI ELETTRICI
CORD CONNECTOR

11 SONDA IN VASCA
HEART PROBE

– GRADO DI PROTEZIONE IP54
PROTECTION DEGREE IP54

* ALTRI VOLTAGGI A RICHIESTA
OTHER VOLTAGES ON REQUEST

MODELLO MODEL	CODICE CODE	DIMENSIONI DIMENSIONS	DIMENSIONI VASCA TANK DIMENSIONS	TIPO VASCA TANK TYPE	CAPACITA' VASCA TANK CAPACITY	ALIMENTAZIONE* RATED VOLTAGE*	POT. TOTALE TOTAL POWER
		AxBXC mm	int. ØxH mm		Lt	Volt	kW
PERM–200	453114560	1470x1258x1000	760x500	INOX AISI 316 AISI 316 S.STEEL	220	230/3/50–60 400/3/50 415/3/50–60 440/3/60 460/3/50–60 480/3/60	32,8

La casa del Chef

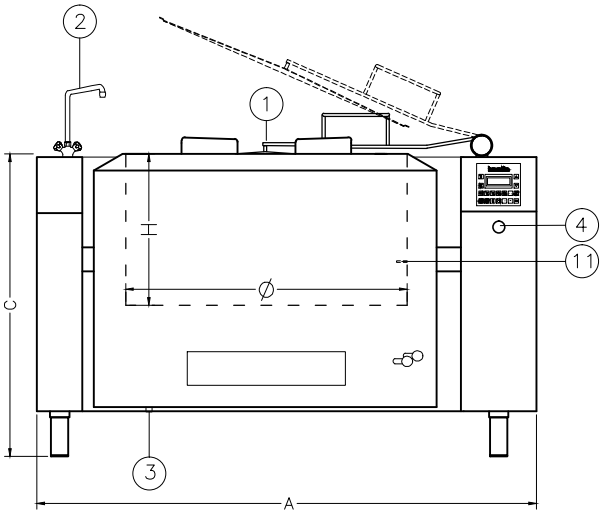

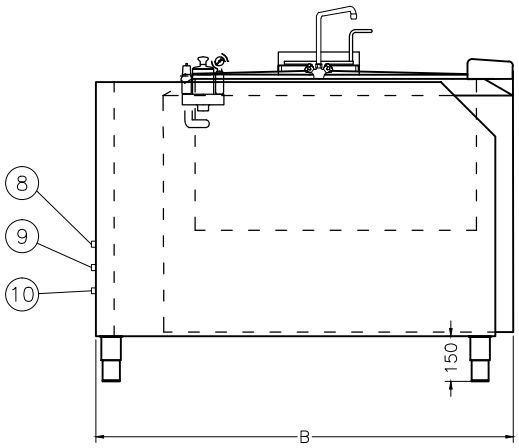

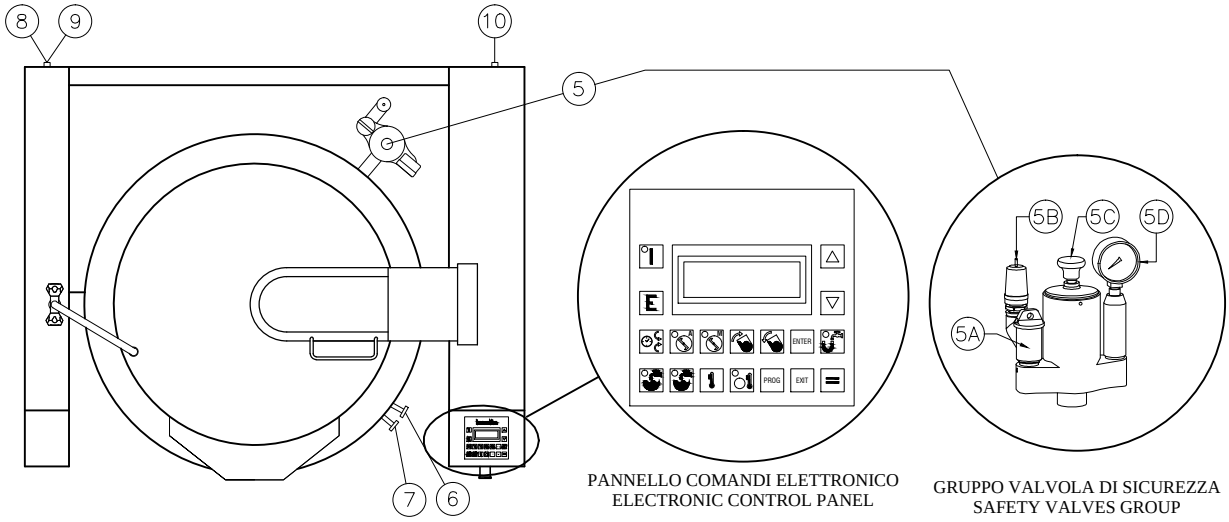

PANNELLO COMANDI ELETTRONICO
ELECTRONIC CONTROL PANEL

GRUPPO VALVOLA DI SICUREZZA
SAFETY VALVES GROUP

1 COPERCHIO
COVER

2 RUBINETTO MISCELATORE
WATER MIX TAP

3 SCARICO INTERCAPEDINE 1/2" M
JACKET WATER DRAIN

4 STOP DI EMERGENZA
EMERGENCY STOP

5 GRUPPO VALVOLA DI SICUREZZA
SAFETY VALVE GROUP

5A CARICO ACQUA INTERCAPEDINE
JACKET DISTILLED WATER INLET

5B VALVOLA DI DEPRESSIONE
DEPRESSION VALVE

5C CORPO POLMONE SICUREZZA
JACKET BODY SECURITY

5D MANOMETRO
MANOMETER

6 RUBINETTO LIVELLO MAX INTERCAPEDINE
JACKET MAXIMUM LEVEL TAP

7 RUBINETTO LIVELLO MIN. INTERCAPEDINE
JACKET MINIMUM LEVEL TAP

8 COLLEGAM. ACQUA FREDDA 1/2" M
COLD WATER INLET

9 COLLEGAM. ACQUA CALDA 1/2" M
HOT WATER INLET

10 PASSAGGIO STAGNO PER CAVI ELETTRICI
CORD CONNECTOR

11 SONDA IN VASCA
HEART PROBE

– GRADO DI PROTEZIONE IP54
PROTECTION DEGREE IP54

* ALTRI VOLTAGGI A RICHIESTA
OTHER VOLTAGES ON REQUEST

MODELLO MODEL	CODICE CODE	DIMENSIONI DIMENSIONS	DIMENSIONI VASCA TANK DIMENSIONS	TIPO VASCA TANK TYPE	CAPACITA' VASCA TANK CAPACITY	ALIMENTAZIONE* RATED VOLTAGE*	POT. TOTALE TOTAL POWER
		AxBXC mm	int. ØxH mm		Lt	Volt	kW
PERM–320	453114580	1660x1418x1000	930x500	INOX AISI 316 AISI 316 S.STEEL	330	230/3/50–60 400/3/50 415/3/50–60 440/3/60 460/3/50–60 480/3/60	36,8

La casa del Chef

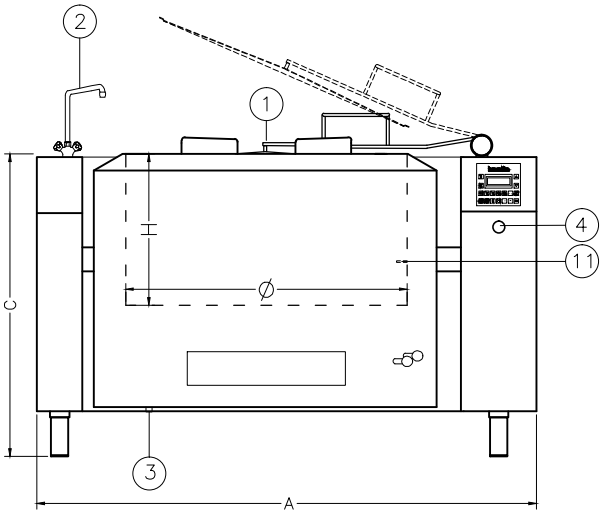

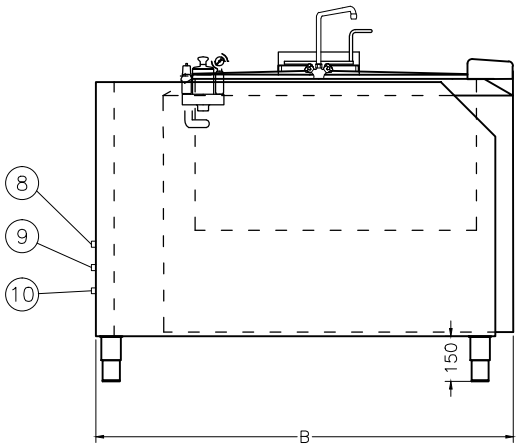

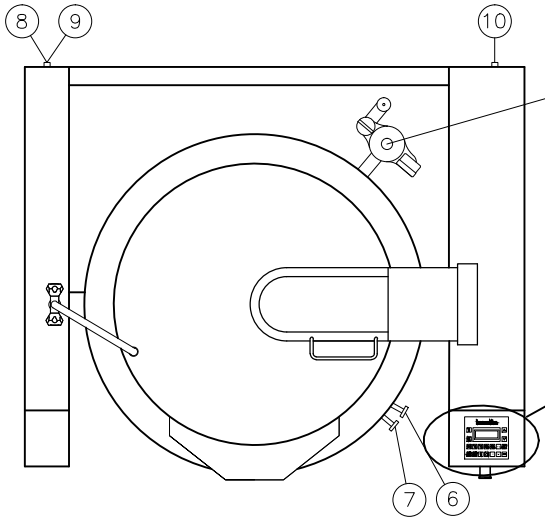

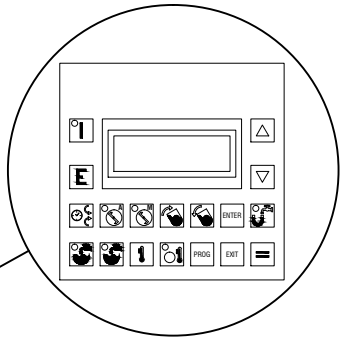

PANNELLO COMANDI ELETTRONICO
ELECTRONIC CONTROL PANEL

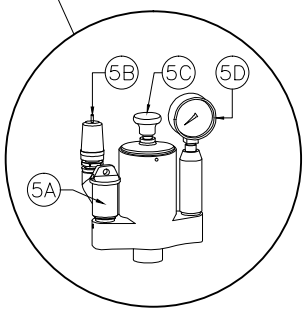

GRUPPO VALVOLA DI SICUREZZA
SAFETY VALVES GROUP

1 COPERCHIO
COVER

2 RUBINETTO MISCELATORE
WATER MIX TAP

3 SCARICO INTERCAPEDINE 1/2" M
JACKET WATER DRAIN

4 STOP DI EMERGENZA
EMERGENCY STOP

5 GRUPPO VALVOLA DI SICUREZZA
SAFETY VALVE GROUP

5A CARICO ACQUA INTERCAPEDINE
JACKET DISTILLED WATER INLET

5B VALVOLA DI DEPRESSIONE
DEPRESSION VALVE

5C CORPO POLMONE SICUREZZA
JACKET BODY SECURITY

5D MANOMETRO
MANOMETER

6 RUBINETTO LIVELLO MAX INTERCAPEDINE
JACKET MAXIMUM LEVEL TAP

7 RUBINETTO LIVELLO MIN. INTERCAPEDINE
JACKET MINIMUM LEVEL TAP

8 COLLEGAM. ACQUA FREDDA 1/2" M
COLD WATER INLET

9 COLLEGAM. ACQUA CALDA 1/2" M
HOT WATER INLET

10 PASSAGGIO STAGNO PER CAVI ELETTRICI
CORD CONNECTOR

11 SONDA IN VASCA
HEART PROBE

– GRADO DI PROTEZIONE IP54
PROTECTION DEGREE IP54

* ALTRI VOLTAGGI A RICHIESTA
OTHER VOLTAGES ON REQUEST

MODELLO MODEL	CODICE CODE	DIMENSIONI DIMENSIONS	DIMENSIONI VASCA TANK DIMENSIONS	TIPO VASCA TANK TYPE	CAPACITA' VASCA TANK CAPACITY	ALIMENTAZIONE* RATED VOLTAGE*	POT. TOTALE TOTAL POWER
		AxBXC mm	int. ØxH mm		Lt	Volt	kW
PERM-500	453114620	1720x1503x1180	1000x650	INOX AISI 316 AISI 316 S.STEEL	540	230/3/50-60 400/3/50 415/3/50-60 440/3/60 460/3/50-60 480/3/60	36,8

La casa del Chef

MARMITAS A GAS CON CALOR INDIRECTO, ELEVACIÓN ELECTRICA Y AGITADOR



Con una experiencia de más de 45 años en el diseño y producción de marmitas, sartenes y cocedores industriales, los equipos Scovali se posicionan en el segmento de más alta calidad del mercado, garantizando un perfecto funcionamiento con elevados rendimientos y muy bajo mantenimiento durante muchos años.
Las principales características son:
-Muy fiables y seguras, de construcción extremadamente robusta, diseñadas para uso industrial intensivo.
-Únicas con grado de protección al agua IP54
-Temperatura máxima de 103ºC con calentamiento indirecto con intercambiador.
-La cocción con mezclador permite una cocción delicada y evita que los alimentos se peguen al fondo.
-Mezclado con velocidad regulable desde 0 a 20 Rpm/minuto y posibilidad de inversión de giro.
-La cocción indirecta permite la elaboración de todo tipo de productos con una cocción delicada.
-Basculación eléctrica con moto reductor incorporado para una mayor durabilidad
-Construcción en acero unos AISI 304
-Excelente aislamiento con elevada eficiencia térmica
-Cuba fabricada enteramente en acero unos AISI 316 con fondo redondeado
-Panel de mandos con control electrónico con microprocesador, sonda en cuba y al corazón (control electromecánico opcional)
-Extremada facilidad de uso y mantenimiento
-Válvula de seguridad del intercambiador con manómetro
-Las características constructivas y los materiales de alta calidad garantizan una elevada durabilidad con muy bajo mantenimiento.
-Diversas capacidades de 80-100-150-200-330-440 y 540 litros o modelos de doble cuba para elaborar dos productos diferentes simultáneamente.

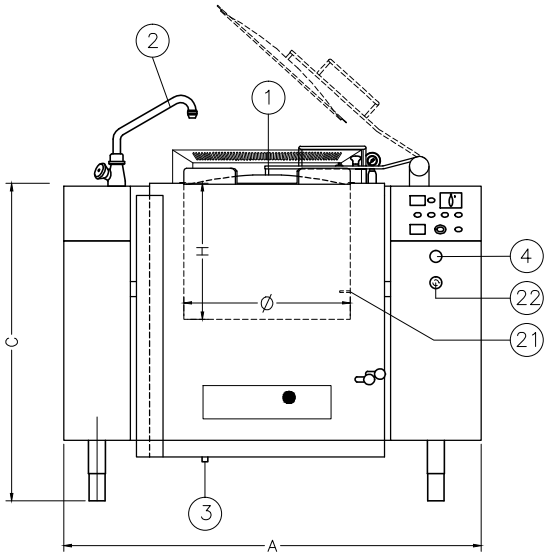

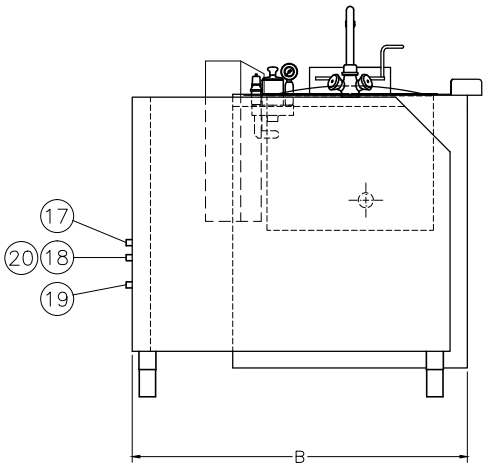

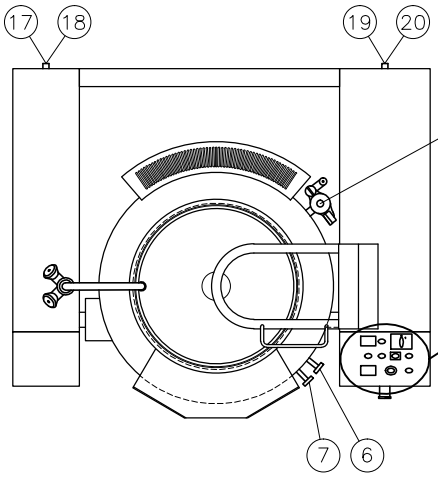

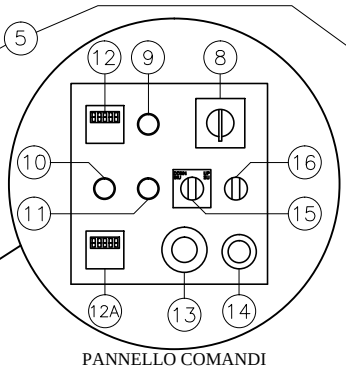

PANNELLO COMANDI
CONTROL PANEL

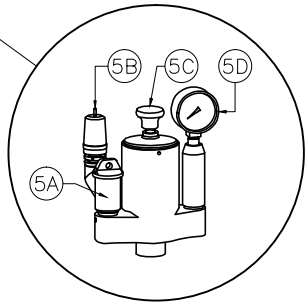

GRUPPO VALVOLA DI SICUREZZA
SAFETY VALVES GROUP

1 COPERCHIO
COVER

2 RUBINETTO MISCELATORE
WATER MIX TAP

3 SCARICO INTERCAPEDINE 1/2" F
JACKET WATER DRAIN

4 STOP DI EMERGENZA
EMERGENCY STOP

5 GRUPPO VALVOLA DI SICUREZZA
SAFETY VALVE GROUP

5A CARICO ACQUA INTERCAPEDINE
JACKET DISTILLED WATER INLET

5B VALVOLA DI DEPRESSIONE
DEPRESSION VALVE

5C CORPO POLMONE SICUREZZA
JACKET BODY SECURITY

5D MANOMETRO
MANOMETER

6 RUBINETTO LIVELLO MAX INTERCAPEDINE
JACKET MAXIMUM LEVEL TAP

7 RUBINETTO LIVELLO MIN. INTERCAPEDINE
JACKET MINIMUM LEVEL TAP

8 INTERRUTTORE
MAIN SWITCH

9 LAMPADA SPIA ACCENSIONE
POWER ON PILOT LAMP

10 RESET/SPIA BLOCCO BRUCIATORI
RESET PUSH BOTTON/ BURNER BLOCK PILOT LAMP

11 SPIA ALLARME ELETTRICO
ELECTRIC ALARM PILOT LAMP

12 TERMOSTATO SONDA AL CUORE
HEART PROBE THERMOSTAT

12A TERMOSTATO VASCA
PAN THERMOSTAT

13 TIMER
TIMER

14 REGOLATORE VELOCITA' MESCOLAMENTO
SPEED MIXING REGULATOR

15 RIBALTAMENTO SU/GIU'
ELECTRIC TILTING UP/DOWN

16 SELETTORE MESCOLAMENTO
MIXING DEVICE

17 COLLEGAM. ACQUA FREDDA 1/2" M
COLD WATER INLET

18 COLLEGAM. ACQUA CALDA 1/2" M
HOT WATER INLET

19 COLLEGAMENTO GAS
GAS INLET

20 PASSAGGIO STAGNO PER CAVI ELETTRICI
CORD CONNECTOR

21 SONDA IN VASCA
TANK PROBE

22 ALLARME
BUZZER

MODELLO MODEL	CODICE CODE	DIMENSIONI DIMENSIONS	DIMENSIONI VASCA TANK DIMENSIONS	TIPO VASCA TANK TYPE	CAPACITA' VASCA TANK CAPACITY	ALIMENTAZIONE* RATED VOLTAGE*	POT. TOTALE TOTAL POWER
		AxBXC mm	int. ØxH mm		Lt	Volt	kW
PGRM-100	453116400	1380x1115x1000	550x450	INOX AISI 316 AISI 316 S.STEEL	100	230/1/50 230/1/60	1.0

* ΛLTPI VOLTΛGGI Λ PICIIIΓSTΛ / OTIIΓP VOLTΛGΓS ON PΓOUΓST

La casa del Chef

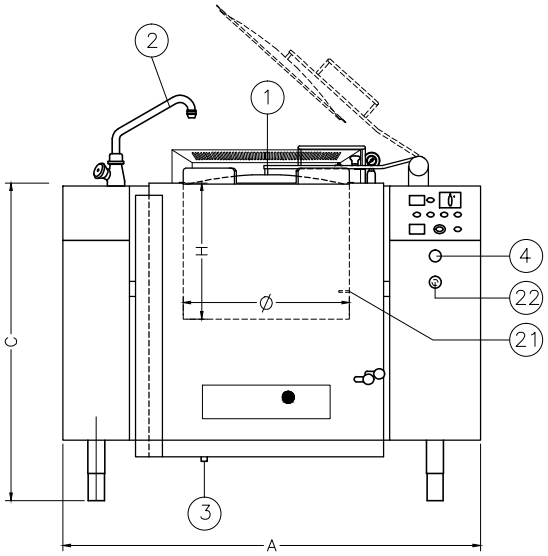

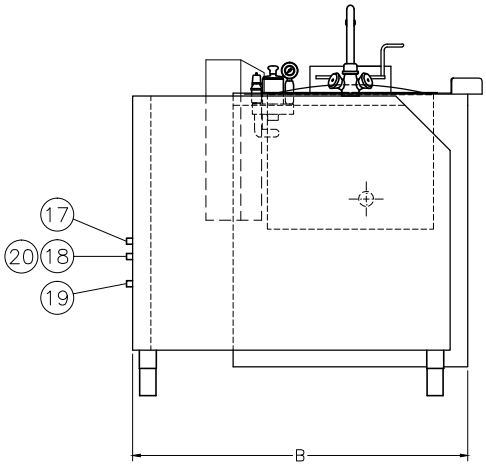

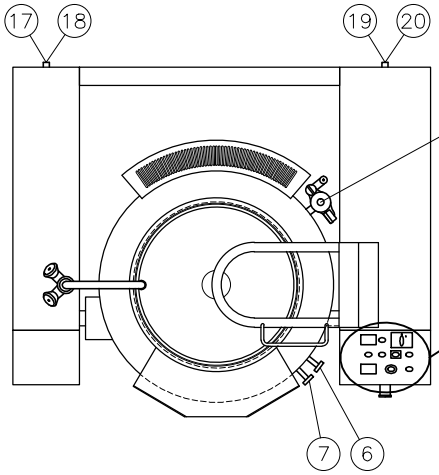

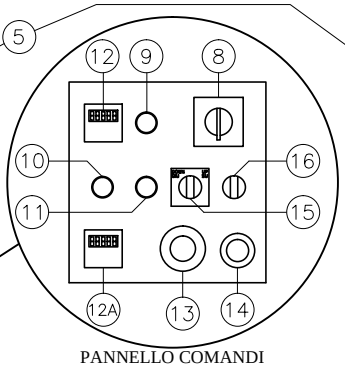

PANNELLO COMANDI
CONTROL PANEL

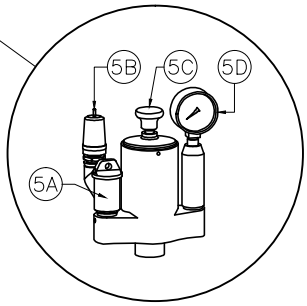

GRUPPO VALVOLA DI SICUREZZA
SAFETY VALVES GROUP

1 COPERCHIO
COVER

2 RUBINETTO MISCELATORE
WATER MIX TAP

3 SCARICO INTERCAPEDINE 1/2" F
JACKET WATER DRAIN

4 STOP DI EMERGENZA
EMERGENCY STOP

5 GRUPPO VALVOLA DI SICUREZZA
SAFETY VALVE GROUP

5A CARICO ACQUA INTERCAPEDINE
JACKET DISTILLED WATER INLET

5B VALVOLA DI DEPRESSIONE
DEPRESSION VALVE

5C CORPO POLMONE SICUREZZA
JACKET BODY SECURITY

5D MANOMETRO
MANOMETER

6 RUBINETTO LIVELLO MAX INTERCAPEDINE
JACKET MAXIMUM LEVEL TAP

7 RUBINETTO LIVELLO MIN. INTERCAPEDINE
JACKET MINIMUM LEVEL TAP

8 INTERRUTTORE
MAIN SWITCH

9 LAMPADA SPIA ACCENSIONE
POWER ON PILOT LAMP

10 RESET/SPIA BLOCCO BRUCIATORI
RESET PUSH BOTTON/ BURNER BLOCK PILOT LAMP

11 SPIA ALLARME ELETTRICO
ELECTRIC ALARM PILOT LAMP

12 TERMOSTATO SONDA AL CUORE
HEART PROBE THERMOSTAT

12A TERMOSTATO VASCA
PAN THERMOSTAT

13 TIMER
TIMER

14 REGOLATORE VELOCITA' MESCOLAMENTO
SPEED MIXING REGULATOR

15 RIBALTAMENTO SU/GIU'
ELECTRIC TILTING UP/DOWN

16 SELETTORE MESCOLAMENTO
MIXING DEVICE

17 COLLEGAM. ACQUA FREDDA 1/2" M
COLD WATER INLET

18 COLLEGAM. ACQUA CALDA 1/2" M
HOT WATER INLET

19 COLLEGAMENTO GAS
GAS INLET

20 PASSAGGIO STAGNO PER CAVI ELETTRICI
CORD CONNECTOR

21 SONDA IN VASCA
TANK PROBE

22 ALLARME
BUZZER

MODELLO MODEL	CODICE CODE	DIMENSIONI DIMENSIONS	DIMENSIONI VASCA TANK DIMENSIONS	TIPO VASCA TANK TYPE	CAPACITA' VASCA TANK CAPACITY	ALIMENTAZIONE* RATED VOLTAGE*	POT. TOTALE TOTAL POWER
		AxBXC mm	int. ØxH mm		Lt	Volt	kW
PGRM-150	453116410	1460x1195x1020	630x500	INOX AISI 316 AISI 316 S.STEEL	150	230/1/50 230/1/60	1.0

* ALTRI VOLTAGGI A RICHIESTA / OTHER VOLTAGES ON REQUEST

La casa del Chef

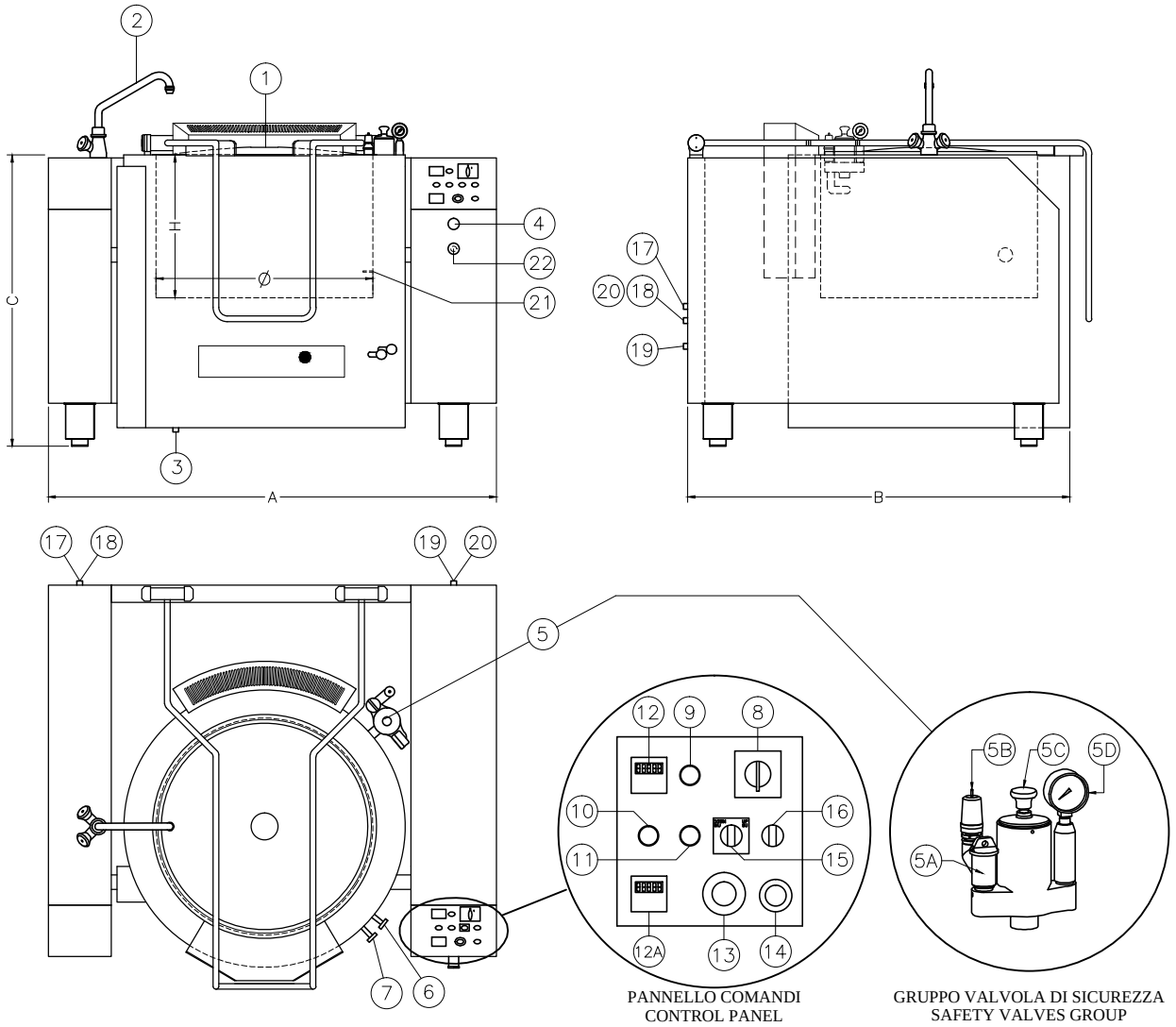

1 COPERCHIO
COVER

2 RUBINETTO MISCELATORE
WATER MIX TAP

3 SCARICO INTERCAPEDINE 1/2" F
JACKET WATER DRAIN

4 STOP DI EMERGENZA
EMERGENCY STOP

5 GRUPPO VALVOLA DI SICUREZZA
SAFETY VALVE GROUP

5A CARICO ACQUA INTERCAPEDINE
JACKET DISTILLED WATER INLET

5B VALVOLA DI DEPRESSIONE
DEPRESSION VALVE

5C CORPO POLMONE SICUREZZA
JACKET BODY SECURITY

5D MANOMETRO
MANOMETER

6 RUBINETTO LIVELLO MAX INTERCAPEDINE
JACKET MAXIMUM LEVEL TAP

7 RUBINETTO LIVELLO MIN. INTERCAPEDINE
JACKET MINIMUM LEVEL TAP

8 INTERRUTTORE
MAIN SWITCH

9 LAMPADA SPIA ACCENSIONE
POWER ON PILOT LAMP

10 RESET/SPIA BLOCCO BRUCIATORI
RESET PUSH BOTTON/ BURNER BLOCK PILOT LAMP

11 SPIA ALLARME ELETTRICO
ELECTRIC ALARM PILOT LAMP

12 TERMOSTATO SONDA AL CUORE
HEART PROBE THERMOSTAT

12A TERMOSTATO VASCA
PAN THERMOSTAT

13 TIMER
TIMER

14 REGOLATORE VELOCITA' MESCOLAMENTO
SPEED MIXING REGULATOR

15 RIBALTAMENTO SU/GIU'
ELECTRIC TILTING UP/DOWN

16 SELETTORE MESCOLAMENTO
MIXING DEVICE

17 COLLEGAM. ACQUA FREDDA 1/2" M
COLD WATER INLET

18 COLLEGAM. ACQUA CALDA 1/2" M
HOT WATER INLET

19 COLLEGAMENTO GAS
GAS INLET

20 PASSAGGIO STAGNO PER CAVI ELETTRICI
CORD CONNECTOR

21 SONDA IN VASCA
TANK PROBE

22 ALLARME
BUZZER

MODELLO MODEL	CODICE CODE	DIMENSIONI DIMENSIONS	DIMENSIONI VASCA TANK DIMENSIONS	TIPO VASCA TANK TYPE	CAPACITA' VASCA TANK CAPACITY	ALIMENTAZIONE* RATED VOLTAGE*	POT. TOTALE TOTAL POWER
		AxBXC mm	int. ØxH mm		Lt	Volt	kW
PGRM-220	453116420	1570x1345x1050	760x500	INOX AISI 316 AISI 316 S.STEEL	220	230/1/50 230/1/60	1.0

* ALTRI VOLTAGGI A RICHIESTA / OTHER VOLTAGES ON REQUEST

La casa del Chef

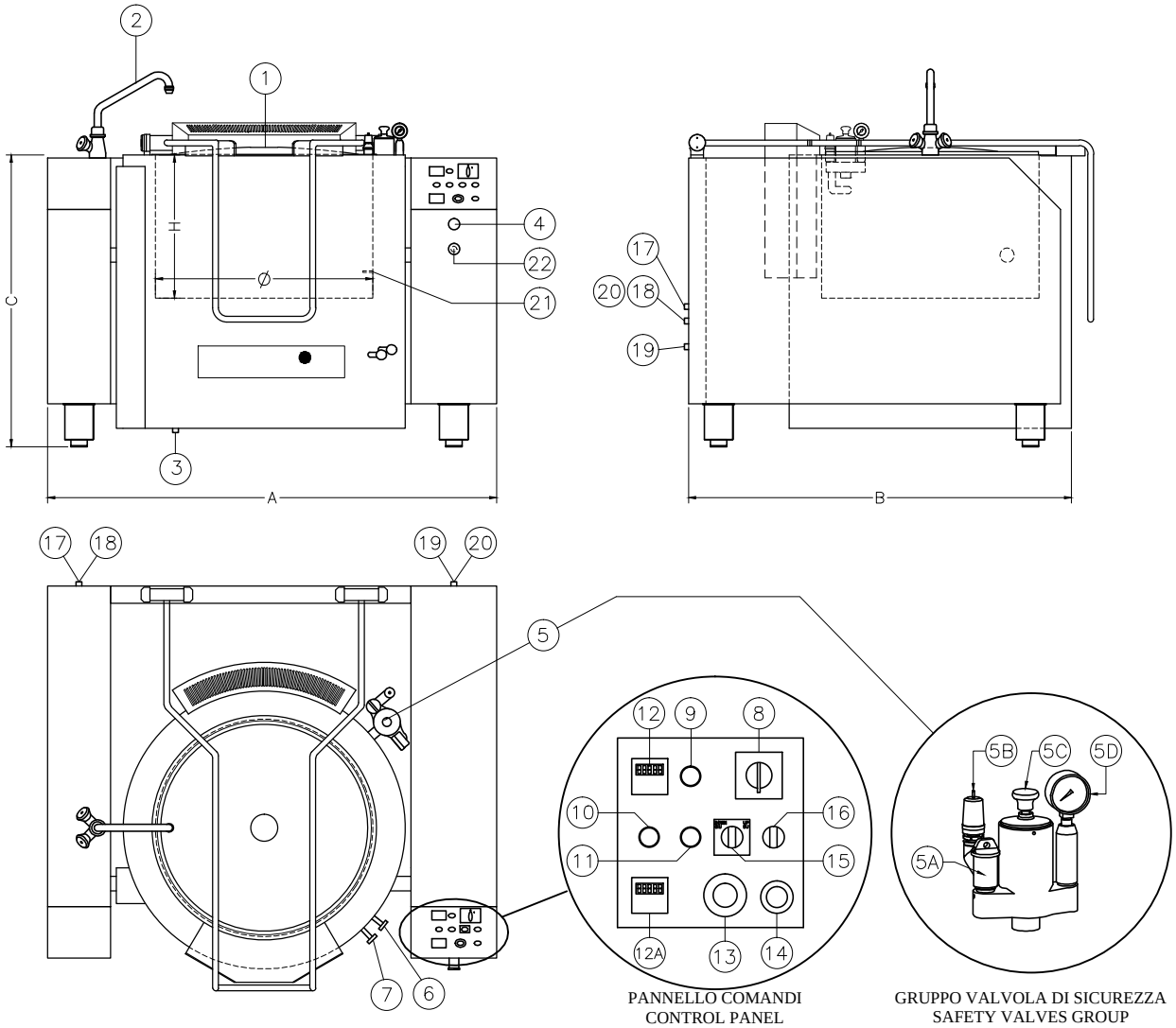

1 COPERCHIO
COVER

2 RUBINETTO MISCELATORE
WATER MIX TAP

3 SCARICO INTERCAPEDINE 1/2" F
JACKET WATER DRAIN

4 STOP DI EMERGENZA
EMERGENCY STOP

5 GRUPPO VALVOLA DI SICUREZZA
SAFETY VALVE GROUP

5A CARICO ACQUA INTERCAPEDINE
JACKET DISTILLED WATER INLET

5B VALVOLA DI DEPRESSIONE
DEPRESSION VALVE

5C CORPO POLMONE SICUREZZA
JACKET BODY SECURITY

5D MANOMETRO
MANOMETER

6 RUBINETTO LIVELLO MAX INTERCAPEDINE
JACKET MAXIMUM LEVEL TAP

7 RUBINETTO LIVELLO MIN. INTERCAPEDINE
JACKET MINIMUM LEVEL TAP

8 INTERRUTTORE
MAIN SWITCH

9 LAMPADA SPIA ACCENSIONE
POWER ON PILOT LAMP

10 RESET/SPIA BLOCCO BRUCIATORI
RESET PUSH BOTTON/ BURNER BLOCK PILOT LAMP

11 SPIA ALLARME ELETTRICO
ELECTRIC ALARM PILOT LAMP

12 TERMOSTATO SONDA AL CUORE
HEART PROBE THERMOSTAT

12A TERMOSTATO VASCA
PAN THERMOSTAT

13 TIMER
TIMER

14 REGOLATORE VELOCITA' MESCOLAMENTO
SPEED MIXING REGULATOR

15 RIBALTAMENTO SU/GIU'
ELECTRIC TILTING UP/DOWN

16 SELETTORE MESCOLAMENTO
MIXING DEVICE

17 COLLEGAM. ACQUA FREDDA 1/2" M
COLD WATER INLET

18 COLLEGAM. ACQUA CALDA 1/2" M
HOT WATER INLET

19 COLLEGAMENTO GAS
GAS INLET

20 PASSAGGIO STAGNO PER CAVI ELETTRICI
CORD CONNECTOR

21 SONDA IN VASCA
TANK PROBE

22 ALLARME
BUZZER

MODELLO MODEL	CODICE CODE	DIMENSIONI DIMENSIONS	DIMENSIONI VASCA TANK DIMENSIONS	TIPO VASCA TANK TYPE	CAPACITA' VASCA TANK CAPACITY	ALIMENTAZIONE* RATED VOLTAGE*	POT. TOTALE TOTAL POWER
		AxBXC mm	int. ØxH mm		Lt	Volt	kW
PGRM-330	453116430	1770x1455x1050	930x500	INOX AISI 316 AISI 316 S.STEEL	330	230/1/50 230/1/60	1.0

* ALTRI VOLTAGGI A RICHIESTA / OTHER VOLTAGES ON REQUEST

La casa del Chef

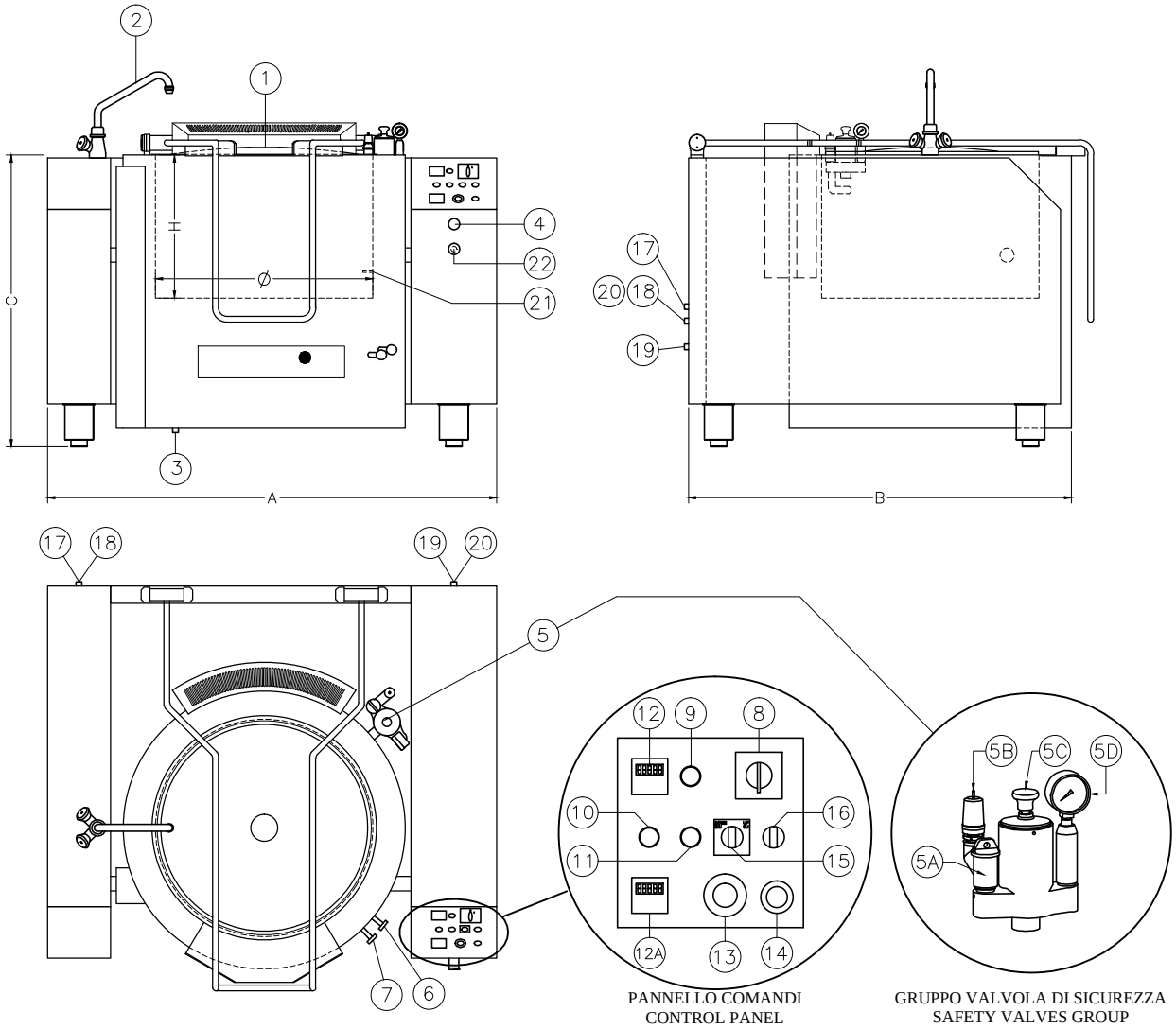

1 COPERCHIO
COVER

2 RUBINETTO MISCELATORE
WATER MIX TAP

3 SCARICO INTERCAPEDINE 1/2" F
JACKET WATER DRAIN

4 STOP DI EMERGENZA
EMERGENCY STOP

5 GRUPPO VALVOLA DI SICUREZZA
SAFETY VALVE GROUP

5A CARICO ACQUA INTERCAPEDINE
JACKET DISTILLED WATER INLET

5B VALVOLA DI DEPRESSIONE
DEPRESSION VALVE

5C CORPO POLMONE SICUREZZA
JACKET BODY SECURITY

5D MANOMETRO
MANOMETER

6 RUBINETTO LIVELLO MAX INTERCAPEDINE
JACKET MAXIMUM LEVEL TAP

7 RUBINETTO LIVELLO MIN. INTERCAPEDINE
JACKET MINIMUM LEVEL TAP

8 INTERRUTTORE
MAIN SWITCH

9 LAMPADA SPIA ACCENSIONE
POWER ON PILOT LAMP

10 RESET/SPIA BLOCCO BRUCIATORI
RESET PUSH BOTTON/ BURNER BLOCK PILOT LAMP

11 SPIA ALLARME ELETTRICO
ELECTRIC ALARM PILOT LAMP

12 TERMOSTATO SONDA AL CUORE
HEART PROBE THERMOSTAT

12A TERMOSTATO VASCA
PAN THERMOSTAT

13 TIMER
TIMER

14 REGOLATORE VELOCITA' MESCOLAMENTO
SPEED MIXING REGULATOR

15 RIBALTAMENTO SU/GIU'
ELECTRIC TILTING UP/DOWN

16 SELETTORE MESCOLAMENTO
MIXING DEVICE

17 COLLEGAM. ACQUA FREDDA 1/2" M
COLD WATER INLET

18 COLLEGAM. ACQUA CALDA 1/2" M
HOT WATER INLET

19 COLLEGAMENTO GAS
GAS INLET

20 PASSAGGIO STAGNO PER CAVI ELETTRICI
CORD CONNECTOR

21 SONDA IN VASCA
TANK PROBE

22 ALLARME
BUZZER

MODELLO MODEL	CODICE CODE	DIMENSIONI DIMENSIONS	DIMENSIONI VASCA TANK DIMENSIONS	TIPO VASCA TANK TYPE	CAPACITA' VASCA TANK CAPACITY	ALIMENTAZIONE* RATED VOLTAGE*	POT. TOTALE TOTAL POWER
		AxBXC mm	int. ØxH mm		Lt	Volt	kW
PGRM-500	453116450	1850x1590x1180	1000x650	INOX AISI 316 AISI 316 S.STEEL	540	230/1/50 230/1/60	1.0

* ALTRI VOLTAGGI A RICHIFSTA / OTHFR VOLTAGFS ON RFOUFST

La casa del Chef

La casa del Chef

www.lacasadelchef.net